

Sound Attenuated Enclosures

6.8 – 25 kVA Range Level 1, Level 2, Level 3



www.FGWilson.com

The new design of the 6.8 - 25 kVA acoustic enclosures ensure optimum performance in the most remote locations. Extremely durable and robust, the galvanised enclosures are designed to resist corrosion and handling damage with the ability to withstand rough handling common on many construction sites.

Designed and developed by our specialist engineers the enclosures are available with three levels of sound performance dependant upon your site requirements. All enclosures are weather resistant and incorporate internally mounted exhaust silencers.

All Level 1, Level 2 & Level 3 enclosures reduce sound levels to comply with the stage II levels of the European Community Directive 2000/14/EC, effective from 3 January 2006.



Excellent Access for Maintenance

- » Removable access panels on both sides of the enclosure

Robust/Highly Corrosion Resistant Construction

- » High grade steel protected by powder coat paint
- » Single piece roof structure
- » Zinc plated / stainless steel fasteners



Transportability

- » Drag points on baseframe facilitating handling from both sides

Security and Safety

- » Control panel viewing via viewing window on enclosure door
- » Emergency stop push button mounted on rear of enclosure
- » Cooling fan and battery charging alternator fully guarded
- » Exhaust silencing system totally enclosed for operator safety

Sound Pressure Levels (dBA) for Level 1 Enclosure

Generator Set Model		50 Hz						60 Hz					
		15 m (50 ft)		7 m (23 ft)		1 m (3 ft)		15 m (50 ft)		7 m (23 ft)		1 m (3 ft)	
		75% Load	100% Load	75% Load	100% Load	75% Load	100% Load	75% Load	100% Load	75% Load	100% Load	75% Load	100% Load
Single Phase													
P7.5-1S	Prime/Standby	65/65	66/67	71/71	72/73	82/82	84/85	N/A	N/A	N/A	N/A	N/A	N/A
P7.5-4S	Prime/Standby	65/65	66/67	71/71	72/73	82/82	84/85	68/68	69/70	74/74	75/76	85/85	87/87
P11-6S	Prime/Standby	65/65	67/68	71/71	73/74	83/83	84/85	70/70	71/72	76/76	77/78	86/87	88/88
P14-6S	Prime/Standby	64/64	65/66	70/70	71/72	80/81	82/83	67/67	68/69	73/73	74/75	84/84	85/86
P16.5-1S	Prime/Standby	65/65	67/68	71/71	73/74	81/82	83/85	N/A	N/A	N/A	N/A	N/A	N/A
P16.5-6S	Prime/Standby	65/65	67/68	71/71	73/74	81/82	83/85	68/68	69/70	74/74	75/76	84/85	86/87
Three Phase													
P9.5-1	Prime/Standby	65/65	66/67	71/71	72/73	82/82	84/85	N/A	N/A	N/A	N/A	N/A	N/A
P9.5-4	Prime/Standby	65/65	66/67	71/71	72/73	82/82	84/85	68/68	69/70	74/74	75/76	85/85	87/87
P13.5-6	Prime/Standby	65/65	67/67	71/71	73/73	83/83	84/84	70/70	71/72	76/76	77/78	86/87	88/88
P16-1	Prime/Standby	66/66	68/69	72/72	74/75	83/84	85/86	N/A	N/A	N/A	N/A	N/A	N/A
P18-6	Prime/Standby	64/64	66/66	70/70	72/72	80/81	82/83	67/68	68/69	73/74	74/75	84/84	85/86
P22-1	Prime/Standby	65/66	67/68	71/72	73/74	82/82	84/85	N/A	N/A	N/A	N/A	N/A	N/A
P22-6	Prime/Standby	65/66	67/68	71/72	73/74	82/82	84/85	68/68	69/70	74/74	75/76	84/85	86/87

Levels in accordance with European Noise Directive (2000/14/EC).

Sound Pressure Levels (dBA) for Level 2 Enclosure

Generator Set Model		50 Hz						60 Hz					
		15 m (50 ft)		7 m (23 ft)		1 m (3 ft)		15 m (50 ft)		7 m (23 ft)		1 m (3 ft)	
		75% Load	100% Load	75% Load	100% Load	75% Load	100% Load	75% Load	100% Load	75% Load	100% Load	75% Load	100% Load
Single Phase													
P7.5-1S	Prime/Standby	54/54	55/56	60/60	61/62	70/70	71/72	N/A	N/A	N/A	N/A	N/A	N/A
P7.5-4S	Prime/Standby	54/54	55/56	60/60	61/62	70/70	71/72	57/57	58/58	63/63	64/64	71/72	73/74
P11-6S	Prime/Standby	54/55	56/56	60/61	62/62	71/71	72/72	58/58	59/59	64/64	65/65	72/73	73/74
P14-6S	Prime/Standby	57/57	58/58	63/63	64/64	74/74	74/75	60/60	61/61	66/66	67/67	76/76	76/76
P16.5-1S	Prime/Standby	57/58	59/60	63/64	65/66	74/74	75/76	N/A	N/A	N/A	N/A	N/A	N/A
P16.5-6S	Prime/Standby	57/58	59/60	63/64	65/66	74/74	75/76	60/61	61/61	66/67	67/67	76/76	76/76
Three Phase													
P9.5-1	Prime/Standby	54/55	55/56	60/61	61/62	70/70	71/72	N/A	N/A	N/A	N/A	N/A	N/A
P9.5-4	Prime/Standby	54/55	55/56	60/61	61/62	70/70	71/72	57/57	58/58	63/63	64/64	71/72	73/74
P13.5-6	Prime/Standby	54/55	56/56	60/61	62/62	71/71	72/72	58/58	59/59	64/64	65/65	72/73	73/74
P16-1	Prime/Standby	55/56	57/58	61/62	63/64	71/71	72/73	N/A	N/A	N/A	N/A	N/A	N/A
P18-6	Prime/Standby	57/57	58/59	63/63	64/65	74/74	74/75	60/60	61/61	66/66	67/67	76/76	76/76
P22-1	Prime/Standby	58/58	60/61	64/64	66/67	74/74	75/76	N/A	N/A	N/A	N/A	N/A	N/A
P22-6	Prime/Standby	58/58	60/61	64/64	66/67	74/74	75/76	60/61	61/61	66/67	67/67	76/76	76/76

Levels in accordance with European Noise Directive (2000/14/EC).

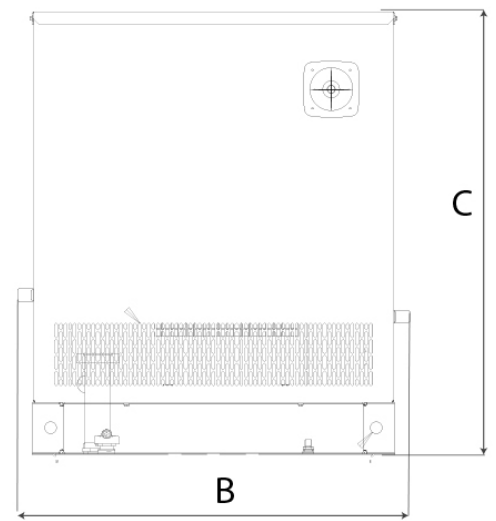
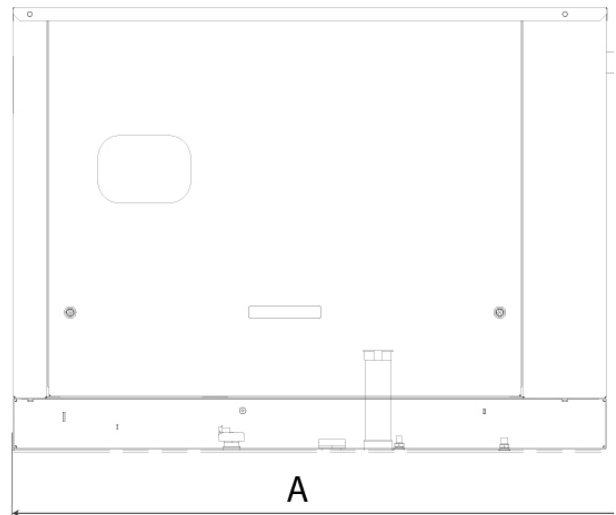
Sound Pressure Levels (dBA) for Level 3 Enclosure

Generator Set Model		50 Hz						60 Hz					
		15 m (50 ft)		7 m (23 ft)		1 m (3 ft)		15 m (50 ft)		7 m (23 ft)		1 m (3 ft)	
		75% Load	100% Load	75% Load	100% Load	75% Load	100% Load	75% Load	100% Load	75% Load	100% Load	75% Load	100% Load
Single Phase													
P7.5-1S	Prime/Standby	51/51	51/52	57/57	57/58	69/69	70/70	-	-	-	-	-	-
P7.5-4S	Prime/Standby	51/51	51/52	57/57	57/58	69/69	70/70	52/52	53/53	58/58	59/59	69/69	71/72
P11-6S	Prime/Standby	52/52	52/53	58/58	58/59	69/70	70/70	53/53	54/54	59/59	60/60	70/70	71/71
P14-6S	Prime/Standby	53/53	54/54	59/59	60/60	71/71	72/72	54/54	55/55	60/60	61/61	70/71	72/72
P16.5-1S	Prime/Standby	53/54	54/55	59/60	60/61	71/72	73/73	-	-	-	-	-	-
P16.5-6S	Prime/Standby	53/54	54/55	59/60	60/61	71/72	73/73	54/54	55/56	60/60	61/62	71/71	73/74
Three Phase													
P9.5-1	Prime/Standby	51/51	51/52	57/57	57/58	69/69	70/70	-	-	-	-	-	-
P9.5-4	Prime/Standby	51/51	51/52	57/57	57/58	69/69	70/70	52/52	53/53	58/58	59/59	69/69	71/72
P13.5-6	Prime/Standby	52/52	52/53	58/58	58/59	69/70	70/70	53/53	54/54	59/59	60/60	70/70	71/71
P16-1	Prime/Standby	52/52	53/53	58/58	59/59	70/70	71/71	-	-	-	-	-	-
P18-6	Prime/Standby	53/53	54/54	59/59	60/60	71/71	72/73	54/54	55/55	60/60	61/61	71/71	72/73
P22-1	Prime/Standby	54/54	55/55	60/60	61/61	72/72	73/74	-	-	-	-	-	-
P22-6	Prime/Standby	54/54	55/55	60/60	61/61	72/72	73/74	54/55	55/56	60/61	61/62	71/72	73/74

Levels in accordance with European Noise Directive (2000/14/EC).

Dimensions and Weights for Level 1, 2 & 3 Enclosure

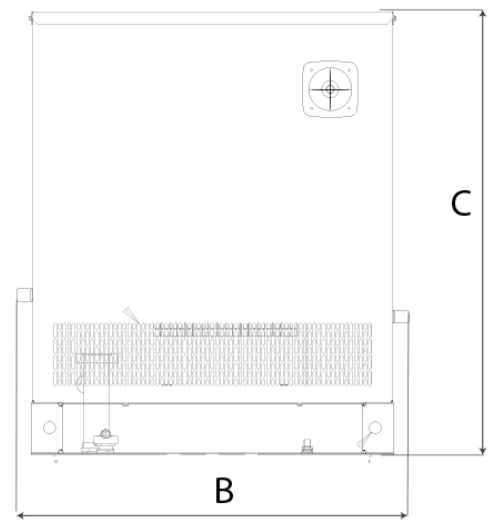
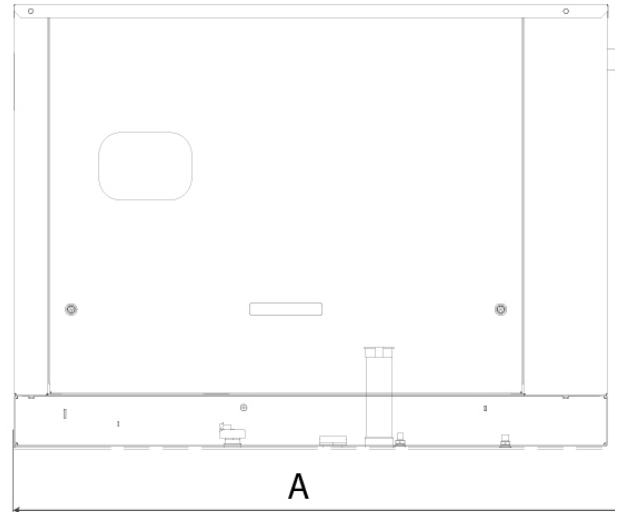
Generator Set Model	A: mm (in)	B: mm (in)	C: mm (in)	Weight: kg (kg)
Level 1				
P7.5-1S	1550	935	1055	347
P7.5-4S	1550	935	1055	347
P11-6S	1550	935	1055	424
P12-1S	1550	935	1055	424
P14-6S	1550	935 </td <td>1055</td> <td>486</td>	1055	486
P16-1	1550	935	1055	444
P16.5-1S	1550	935	1055	494
P16.5-6S	1550	935	1055	494
P9.5-1	1550	935	1055	340
P9.5-4	1550	935	1055	340
P13.5-6	1550	935	1055	417
P16-1	1550	935	1055	444
P18-6	1550	935	1055	481
P22-1	1550	935	1055	494
P22-6	1550	935	1055	494
Level 2				
P7.5-1S	1755	935	1055	398
P7.5-4S	1755	935	1055	398
P11-6S	1755	935	1055	475
P12-1S	1755	935	1055	475
P14-6S	1755	935	1055	537
P16-1	1755	935	1055	495
P16.5-1S	1755	935	1055	545
P16.5-6S	1755	935	1055	545
P9.5-1	1755	935	1055	391
P9.5-4	1755	935	1055	391
P13.5-6	1755	935	1055	468
P16-1	1755	935	1055	495
P18-6	1755	935	1055	532
P22-1	1755	935	1055	545
P22-6	1755	935	1055	545



Dimensions and Weights for Level 1, 2 & 3 Enclosure

Generator Set Model	A: mm (in)	B: mm (in)	C: mm (in)	Weight: kg (kg)
Level 3				
P7.5-1S	1830	935	1055	408
P7.5-4S	1830	935	1055	408
P11-6S	1830	935	1055	485
P12-1S	1830	935	1055	485
P14-6S	1830	935	1055	547
P16-1	1830	935	1055	505
P16.5-1S	1830	935	1055	555
P16.5-6S	1830	935	1055	555
P9.5-1	1830	935	1055	401
P9.5-4	1830	935	1055	401
P13.5-6	1830	935	1055	478
P16-1	1830	935	1055	505
P18-6	1830	935	1055	542
P22-1	1830	935	1055	555
P22-6	1830	935	1055	555

*Clearance required both sides; Weight with lube oil, no coolant, no fuel.



FG Wilson manufactures product in the following locations:

Northern Ireland • Brazil • China • India • USA

With headquarters in Northern Ireland, FG Wilson operates through a Global Dealer Network. To contact your local Sales Office please visit the FG Wilson website at www.FGWilson.com.

FG Wilson is a trading name of Caterpillar (NI) Limited.

In line with our policy of continuous product development, we reserve the right to change specification without notice.